

Thank you for purchasing IOTA's DLS Series Power Converter/Battery Charger. When utilized properly, your DLS Power Converter/Battery Charger will provide years of dependable service. This Owner's Manual contains important safety and operating instructions. **READ ALL INSTRUCTIONS AND SAFETY PRECAUTIONS CAREFULLY BEFORE INSTALLING AND OPERATING THE UNIT.**

WARNING

Risk of **SERIOUS INJURY OR DEATH**

This unit is an electrical device. When working with this, or any electrical device, there exists the potential for **ELECTRICAL SHOCK, EXPLOSION and FIRE hazards.**

Before using this equipment, **READ AND UNDERSTAND** the instructions, warnings, and safety precautions in this Owner's Manual. Failure to read and understand these instructions could result in **SERIOUS INJURY** or **DEATH.**

SAVE THESE INSTRUCTIONS

CAUTION

When working with the DLS unit, always observe the following guidelines:

- The DLS is designed for indoor use. Do not use outdoors.
- **DO NOT** expose the DLS unit to rain, snow, or other inclement weather.
- Do not mount the DLS in a zero clearance compartment or in compartments with flammable items such as gasoline or batteries.
- Do not mount the DLS in an area with the potential of dust, debris, or other foreign materials entering the vents of the DLS.
- Use of an attachment or device with the DLS not recommended by IOTA Engineering will void the warranty and may result in a risk of fire, electrical shock, or injury to persons.
- To reduce the risk of damage to the electric plug and cord, always pull by the plug and not the cord when disconnecting the unit.
- **DO NOT** operate the DLS with a damaged cord or plug.
- **DO NOT** operate the DLS if it has been dropped, received a sharp blow, or has been otherwise damaged in any way. Take the DLS unit to a qualified service location.
- **DO NOT** disassemble the DLS unit. Take the DLS to a qualified service location when service or repair is required.
- To reduce the risk of electric shock, **DISCONNECT** the DLS charger from **ALL** power sources before attempting any maintenance or cleaning. Turning off any electrical supply or load to the unit is not sufficient and will not reduce this risk.

DANGER



ELECTRICAL SHOCK HAZARD

THIS CHARGER IS AN ELECTRICAL DEVICE THAT CAN SHOCK AND CAUSE SERIOUS INJURY.

DO NOT CUT POWER CORDS.

DO NOT SUBMERGE IN WATER OR GET THE CHARGER WET.



EXPLOSION HAZARD

UNSUPERVISED, INCOMPATIBLE, OR DAMAGED BATTERIES CAN EXPLODE IF USED WITH A CHARGER.

DO NOT ATTEMPT TO CHARGE DAMAGED OR FROZEN BATTERIES.

USE THE CHARGER ONLY WITH BATTERIES OF RECOMMENDED VOLTAGE.

OPERATE THE CHARGER IN WELL-VENTILATED AREAS ONLY.

WARNING



FIRE HAZARD

A CHARGER IS AN ELECTRICAL DEVICE THAT EMITS HEAT AND CAN BURN.

DO NOT COVER THE CHARGER.

KEEP THE CHARGER AWAY FROM COMBUSTIBLE MATERIALS.

DO NOT SMOKE OR USE ANY OTHER SOURCE OF ELECTRICAL SPARK OR FIRE WHEN OPERATING THE CHARGER.



RISK OF EXPLOSIVE GASES

WORKING IN THE VICINITY OF LEAD-ACID BATTERIES IS DANGEROUS. BATTERIES GENERATE EXPLOSIVE GASES DURING NORMAL BATTERY OPERATION. FOR THIS REASON, IT IS OF UTMOST IMPORTANCE THAT YOU FOLLOW THE INSTRUCTIONS WHEN USING THE BATTERY CHARGER.

To reduce the risk of battery explosion, follow these instructions and those published by the battery manufacturer and review all Cautions and Warnings associated with these products.

PRODUCT DESCRIPTION

IOTA DLS Series Power Converter/Battery Chargers convert 108-264 volts A.C. to 27.2 volts D.C. As a power supply, its tightly controlled regulation allows the user to operate any 24 volt nominal D.C. load up to the converter's rated output current. As a battery charger, the converter will maintain the battery, delivering its full-rated current when the battery capacity falls sufficiently low. The voltage is set to deliver its maximum current for the necessary period of time that minimizes undue stress to the battery caused by heating of its cells. This helps to ensure the longest possible life of the battery. Over time, as the battery nears its full capacity, the converter will float-charge the battery to prevent self-discharge of its cells.

PROTECTION FEATURES

The IOTA Power Converters/Battery Chargers are designed with high quality components to help ensure years of continuous use. The unit is protected by multiple protection features for a long, trouble-free life.

1) *Reverse Battery Polarity Protection.* 2) *Brown-Out Input Protection.* 3) *Over-Current Protection* - cycle by cycle peak limiting as well as rated current limiting to maximize the life of the converter. 4) *Over-Temperature Protection.* In addition, it is designed with a unique "proportional" fan control circuit. Fan speed is directly proportional to the converter's internal ambient temperature. This enables the fan to turn on and off very slowly, minimizing unwanted fan-starting noise.

WARRANTY

The IOTA Power Converters/Battery Chargers are warranted from defects in materials or workmanship for two years from date of retail purchase, and limits the remedies to repair or replacement. This warranty is valid only in the continental United States and Canada. For complete warranty details, contact Customer Service or visit www.iotaengineering.com.



INSTALLATION GUIDELINES

MOUNTING LOCATION

The IOTA Power Converter/Battery Charger can be mounted in any position within an enclosed or interior compartment. Provide sufficient air space to allow unrestricted airflow in and around the unit. Provide at least 4" around the fans of the DLS to allow for proper air intake.

DO NOT mount the unit in a zero clearance compartment.

DO NOT mount the DLS in the same compartment with flammable items such as gasoline or batteries. There are no components within the DLS unit that, during normal operation, produce arcs or sparks. However, all electronic devices have some potential for generating sparks in the event of failure which can result in explosion or fire.

DO NOT mount the DLS in an area that has the potential of dust, debris, or other foreign materials to enter in through the DLS vents.

DO NOT place the DLS directly above the battery; the gases from the battery can corrode and damage the DLS.

BATTERY CONNECTION

Before you connect the DLS to the battery, make sure that the AC power cord is NOT plugged into an electrical outlet.

Disconnect the positive side of the battery before installation. Connect the positive (red) and negative (black) terminal lugs to battery or load. Always use the proper size wire based on the amperage of the converter and the battery. Recommended wire gauge and torque are as follows: 4-6 AWG at 45 in. -lbs, 8 AWG at 40 in. -lbs. Refer to Illustration 1. Recreational vehicle applications require a type III circuit breaker be installed within 18" of the battery, connecting the battery positive to the line side of the breaker, and the IOTA unit to the load side. Connect "Chassis Bonding Lug" on the IOTA unit to vehicle chassis or other grounding source. Recommended wire gauge and torque are as follows: 4-6 AWG at 45 in. -lbs, 8 AWG at 40 in. -lbs. Refer to Illustration 1.

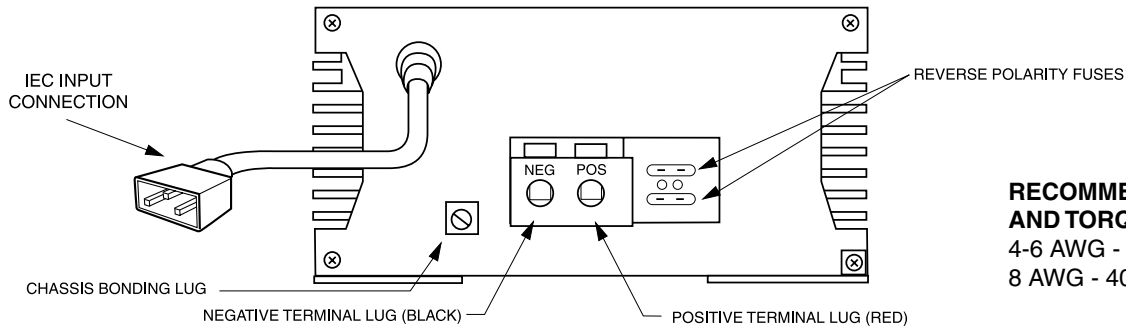
UNIVERSAL A.C. INPUT

The input cord provided features a three-prong IEC receptacle for connection to a properly rated input cord which connects to the 108-264VAC supply. **DO NOT OPERATE THE DLS WITH A DAMAGED CORD OR PLUG.** Have the cord or plug replaced immediately by qualified service personnel.

REVERSE POLARITY FUSES

The IOTA Battery Charger/Power Supply is protected against reverse polarity on the DC output. If a battery or the unit is hooked up incorrectly, the fuses will blow and can be easily replaced. Always use the same size and style fuse that came with the converter. To change the fuses, use a screwdriver to loosen the screws and remove the fuses. Always replace the fuses with the same type and rating. After inserting the new fuses, tighten the screws firmly. Apply 8 inch-pound maximum torque. **DO NOT OVERTIGHTEN.** *Note: some DLS models require only one fuse. For these units, a small fiberglass spacer may be used in the empty fuse slot to aid with tightening.*

ILLUSTRATION 1 - DLS CONNECTIONS*



RECOMMENDED WIRE GAUGE AND TORQUE:

4-6 AWG - 45 in. -lbs
8 AWG - 40 in. -lbs

*Actual component locations may vary depending on model.

CHARGE CONTROL

TWO-STEP VOLTAGE JACK

The two-step voltage jack allows switching from a long-term float voltage of 27.2vdc to a 'high-stage' voltage of 29.6vdc. When the included dual voltage plug is inserted in the jack*, the voltage rises to 29.6vdc for occasional fast charging. When the plug is removed, the voltage drops to 27.2vdc to reduce battery water loss. **WARNING: To avoid battery damage, remove the Dual Voltage Plug when quick-charging is complete.** NOTE: If the unit is equipped with an internal IQ4 smart charger, two-step charging is not needed and the Dual Voltage Jack is disabled.

THE IQ4 LED INDICATOR

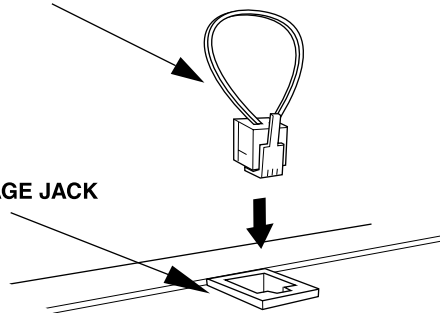
(ONLY ON IOTA MODELS WITH INTERNAL IQ4)

IOTA Models with an internal IQ4 smart-charger give the user the benefit of automatic Bulk, Absorption, and Float stage charging. This increases the charging capacity of the IOTA charger, decreases charge times and insures proper and safe battery charging without over-charging. The green LED on the fan end of the unit will indicate which charging phase the IOTA unit is currently in. When the unit is first activated, the LED will flash as it reads the number of cells in the battery. The unit will then proceed directly to the Bulk charging or Float charging phase depending on the charge status of the battery. Use the LED CODE TABLE for reference when checking the LED. Units that do not have an internal IQ4 smart-charger can easily install an external IQ4 that plugs into the available Dual Voltage Jack. Contact Customer Service for more information.

ILLUSTRATION 3 - DUAL VOLTAGE JACK

DUAL VOLTAGE PLUG

DUAL VOLTAGE JACK



Location of the Dual Voltage Jack may vary depending on model.

LED CODE TABLE

CELL INDICATION		
6 FLASHES	12V Battery (6 cells)	
12 FLASHES	24V Battery (12 cells)	
18 FLASHES	36V Battery (18 cells)	
24 FLASHES	48V Battery (24 cells)	
CHARGE PHASE	LED STATUS	VOLTAGE RATE
FLOAT	ON	2.266 PER CELL
ABSORPTION	SLOW FLASHING	2.366 PER CELL
BULK	RAPID FLASHING	2.466 PER CELL

TECHNICAL SPECIFICATIONS CHART

RATINGS AND SPECIFICATIONS

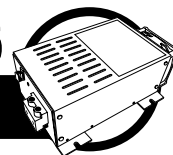
DLS-UI-27-40

DC Output Voltage (No Load) approx.	27.2V (DC)
Output Voltage Tolerance (No Load)	+ or - .5%
Output Amperage, Max Continuous	40 Amps
Output Voltage (Full Load) approx.	>27.0V (DC)
Maximum Power Output, Continuous	1100 Watts
Ripple and Noise	<100 mV rms
Input Voltage Range	108 - 264 AC
Input Voltage Frequency	47-63
Maximum AC Current (@ 120Vac)	11.5 Amps
Power Factor (@ Full Load)	>90%
Typical Efficiency	80%
Max Inrush Current, Single Cycle	75 Amps
Short Circuit Protection	Yes
Overload Protection	>100%
Line Regulation	100 mV rms
Load Regulation	<1%
Fan Control	PROPORTIONAL
Thermal Protection	YES
Working Temperature Range	0° - 40° C
Storage Temperature	-20° to 80° C
Withstand Voltage (VDC)*	1700/1700/500
Approximate Dimensions	13" x 8.3" x 3.4"
Weight	9 lbs
Input Cord	IEC C-14

*Primary to Chassis/Primary to Secondary/Secondary to Chassis

Distributed By:





Merci pour votre achat du Convertisseur/Chargeur de batterie de la série d'IOTA Engineering. Lorsqu'il est utilisé correctement, ce Convertisseur/Chargeur de Batterie DLS pourra fonctionner pendant plusieurs années. Ce Manuel du propriétaire contient d'importantes instructions de sécurité et de fonctionnement. VEUILLEZ LIRE TOUTES LES INSTRUCTIONS ET LES PRÉCAUTIONS DE SÉCURITÉ ATTENTIVEMENT AVANT D'INSTALLER ET D'UTILISER L'UNITÉ.

AVERTISSEMENT

Risque de GRAVES BLESSURES OU DE MORT

Cette unité est un appareil électrique. Lors de son utilisation ou avec un quelconque autre appareil électrique, il existe des risques potentiels de **CHOC ÉLECTRIQUE, D'EXPLOSION OU D'INCENDIE**.

Avant d'utiliser cet équipement, veuillez LIRE ET COMPRENDRE les consignes, avertissements et précautions de sûreté se trouvant dans le Manuel du Propriétaire.

La mauvaise lecture ou une mauvaise compréhension de ces consignes pourrait entraîner de GRAVES BLESSURES voire LA MORT. **SAUVEGARDER CES INSTRUCTIONS**

ATTENTION

Lorsque vous travaillez avec l'unité DLS, veuillez respecter les directives ci-dessous:


- Le DLS est conçu pour une utilisation intérieure. Ne pas utiliser à l'extérieur.
- NE PAS exposer l'unité DLS à la pluie, neige ou autre intempérie.
- Ne pas monter le DLS dans un compartiment à tolérance zéro ou dans des compartiments avec des objets inflammables tels que de l'essence ou des batteries.
- Ne pas monter le DLS dans une zone où de la poussière, des débris ou autres matériaux parasites pourraient entrer dans les conduits du DLS.
- L'utilisation d'une attache ou d'un appareil avec le DLS n'est pas recommandée par IOTA Engineering qui annulera la garantie. Il y a également des risques d'incendie, de choc électrique ou de blessures sur personne.
- Afin de réduire le risque de dommage sur la prise et le fil électrique, veuillez tirer sur la prise, et non le fil lorsque vous débranchez l'unité.
- NE PAS utiliser le DLS avec un fil ou une prise endommagée.
- NE PAS utiliser le DLS s'il est tombé, a reçu un coup ou a été endommagé d'une manière ou d'une autre. Amenez l'unité DLS auprès d'un endroit de service agréé.
- NE PAS démonter l'unité DSL. Amenez l'unité DLS auprès d'un endroit de service agréé lorsqu'un service ou une réparation est requise.
- Afin de réduire le risque de choc électrique, DÉBRANCHEZ le chargeur DLS de TOUTES les sources de courant avant d'effectuer tout nettoyage ou maintenance. Couper tout courant ou charge électrique vers l'unité n'est pas suffisant et ne réduira pas le risque.

DANGER

RISQUE DE CHOC ÉLECTRIQUE

CE CHARGEUR EST UN APPAREIL ÉLECTRIQUE QUI PEUT CAUSER UN CHOC ET DES BLESSURES GRAVES.

**NE PAS COUPER LES FILS ÉLECTRIQUES.
NE PAS SUBMERGER D'EAU OU MOUILLER LE CHARGEUR**



RISQUE D'EXPLOSION

DES BATTERIES NON-SUPERVISÉES, INCOMPATIBLES OU ENDOMMAGÉES PEUVENT EXPLOSER SI ELLES SONT UTILISÉES AVEC UN CHARGEUR.

**NE PAS ESSAYER DE CHARGER DES BATTERIES ENDOMMAGÉES OU GELÉES.
UTILISER SEULEMENT LE CHARGEUR AVEC DES BATTERIES AU VOLTAGE RECOMMANDÉ.**

UTILISER LE CHARGEUR SEULEMENT DANS DES ZONES BIEN VENTILÉES.



AVERTISSEMENT

RISQUE D'INCENDIE

UN CHARGEUR EST UN APPAREIL ÉLECTRIQUE QUI ÉMET DE LA CHALEUR ET PEUT BRULER.

NE PAS COUVRIR LE CHARGEUR.

CONSERVER LE CHARGEUR HORS DE PORTÉE DE MATÉRIAUX COMBUSTIBLES.

NE PAS FUMER OU N'UTILISER AUCUNE AUTRE SOURCE D'ÉTINCELLE ÉLECTRIQUE OU DE FEU LORSQUE VOUS UTILISEZ LE CHARGEUR.



RISQUE DE GAZ EXPLOSIFS

TRAVAILLER AVEC DES BATTERIES PRINCIPALEMENT EN ACIDE EST DANGEREUX. LES BATTERIES GÉNÈRENT DES GAZ EXPLOSIFS DURANT LE FONCTIONNEMENT NORMAL DE LA BATTERIE. DE CE FAIT, IL EST EXTRÊMEMENT IMPORTANT QUE VOUS SUIVIEZ LES INSTRUCTIONS LORSQUE VOUS UTILISEZ LE CHARGEUR DE BATTERIE.

Afin de réduire le risque d'explosion de la batterie, veuillez suivre ces instructions ainsi que celles publiées par le fabricant de batterie et veuillez revoir tous les Avertissements et Dangers associés à ces produits.

